


Central Highlands Regional Council

Resident Communications Survey

September 2020

make the right decision



ADDENDUM: DEMOGRAPHICS


SEPTEMBER 2020



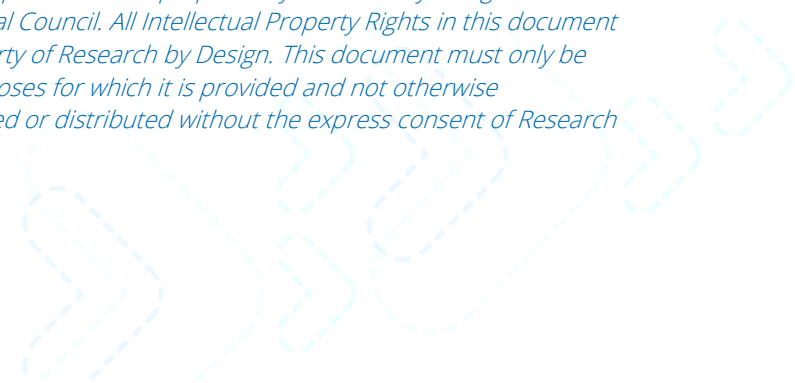
p: +61 7 3342 7792
info@researchbydesign.com.au
www.researchbydesign.com.au

Singapore P: +65 3108 09894
e: info@researchbydesign-asia.com
w: www.researchbydesign-asia.com





Disclaimer: This report has been prepared by Research by Design for Central Highlands Regional Council. All Intellectual Property Rights in this document remain the property of Research by Design. This document must only be used for the purposes for which it is provided and not otherwise reproduced, copied or distributed without the express consent of Research by Design.



1.0 NEAREST COUNCIL OFFICE

Respondents were asked where their nearest council office. The following is a breakdown of those respondents.

TABLE 1 Nearest council office to respondents (in descending order)

| OFFICE LOCATION | NUMBER | %TOTAL* |
|-----------------|------------|---------------|
| Emerald | 167 | 59.4 |
| Blackwater | 73 | 26.0 |
| Springsure | 15 | 5.3 |
| Capella | 11 | 3.9 |
| Rolleston | 8 | 2.9 |
| Duaringa | 6 | 2.1 |
| Tieri | 1 | 0. |
| TOTAL | 281 | 100.00 |

Source: Research by Design 2020, (n=281)

* Totals may not equal 100% due to rounding.



2.0 GENDER

The following is a breakdown of respondents by gender.

TABLE 2 Gender breakdown of respondents

| GENDER | NUMBER | %TOTAL * |
|------------------------------|------------|---------------|
| Male | 61 | 21.7 |
| Female | 217 | 77.2 |
| Doesn't identify with either | 3 | 1.1 |
| TOTAL | 281 | 100.00 |

Source: Research by Design 2020, (n=281)

* Totals may not equal 100% due to rounding.

3.0 AGE

The following is a breakdown of respondents by age.

TABLE 3 Age breakdown of respondents

| AGE BRACKETS | NUMBER | %TOTAL * |
|--------------|------------|---------------|
| 15-24 | 17 | 6.1 |
| 25-34 | 74 | 26.3 |
| 35-44 | 83 | 29.5 |
| 45-54 | 59 | 21.0 |
| 55-64 | 34 | 12.1 |
| 65-74 | 10 | 3.6 |
| 75+ | 4 | 1.4 |
| TOTAL | 281 | 100.00 |

Source: Research by Design 2020, (n=281)

* Totals may not equal 100% due to rounding.