



Review of Principal Contractor Workplace Health and Safety Management Plan (WHSMP)

ECM NUMBER: #1387754

DEPARTMENT: Office of the CEO

EFFECTIVE DATE: 15/03/2022

UNIT: Work Health and Safety

PRINCIPAL CONTRACTOR DETAILS

Trading Name:	Trading name	ABN:	Type ABN here
Contact Person:	Name	Phone:	Number
		Email:	Type email here

Project Owner:	Name	Phone:		Email:	
-----------------------	------	---------------	--	---------------	--

Safety Mentor:	Name	Phone:		Email:	
-----------------------	------	---------------	--	---------------	--

project DETAILS

Overview of project:	Brief overview of the project details.
Site address:	Physical address of site where project will be undertaken.

Scope of works

Overview of scope of works:	Brief overview of the scope of works.
Type of scoped works:	Click here to choose type of works from drop-down list

If 'other', please provide details:

plan review:

Review number	Date reviewed	Person conducting review
	7 March 2022	

Review feedback summary

Free text here.

How to complete this plan

This workplace health and safety management plan is an important link between the principal contractor's workplace health and safety management system and the construction activities being undertaken for Central Highlands Regional Council.



All sections with this symbol are mandatory to complete.

This applies to sections 1 to 7 and section 17.

Completion of other sections is dependent on the scope of work.

For example, if the scope of work does not require identification and removal of asbestos, then this section does not require completion.


Where to go for assistance:


Please reach out to the safety coordinator for further assistance in completing this form.


INDEX


GENERAL AND ADMINISTRATIVE REQUIREMENTS.....	4
CONSULTATION AND COMMUNICATION.....	4
INFORMATION, TRAINING, AND INSTRUCTION	5
MANAGING WORKPLACE INCIDENTS.....	5
SAFE WORK METHOD STATEMENTS (SWMS).....	6
FACILITIES AND THE WORK ENVIRONMENT.....	7
EMERGENCY PLANNING AND PREPAREDNESS.....	8
FALLS MANAGEMENT.....	8
FALLING OBJECTS MANAGEMENT	9
HAZARDOUS SUBSTANCES MANAGEMENT	9
ASBESTOS MANAGEMENT (IF APPLICABLE).....	10
DEMOLITION (IF APPLICABLE).....	10
PLANT AND EQUIPMENT MANAGEMENT	11
SCAFFOLDING (IF APPLICABLE)	11
EXCAVATIONS AND UNDERGROUND ESSENTIAL INFORMATION.....	12
CONFINED SPACES	12
PUBLIC ACCESS AND WORKPLACE SAFETY	13
TRAFFIC MANAGEMENT.....	13
ADDITIONAL CRITERIA AND OBSERVATIONS	13
ELECTRICAL SAFETY	13

ABN	Australian Business Number
C	Compliant
CHRC	Central Highlands Regional Council
HSR	Health and safety representative
N	Non-compliant
N/A	Not Applicable
PC	Principal contractor
QLD WHS Act 2011	Queensland Work Health and Safety Act, 2011
QLD WHS Reg	Queensland Work Health and Safety Regulation, 2011
SOW	scope of work
SWMS	Safe work method statement
WHS	Workplace health and safety
WHSQ	Office of Industrial Relations - Workplace Health and Safety Queensland

1.0		 GENERAL AND ADMINISTRATIVE REQUIREMENTS <i>(QLD WHS Act 2011 s.46-51) (QLD WHS Reg 2011 s.309,311)</i>			COMMENTS
1.1	• Plan prepared prior to work commencing.	C <input type="checkbox"/>	NC <input type="checkbox"/>	N/A <input type="checkbox"/>	
	• Names of client, PC, responsible persons.	C <input type="checkbox"/>	NC <input type="checkbox"/>	N/A <input type="checkbox"/>	
	• Subcontractor list.	C <input type="checkbox"/>	NC <input type="checkbox"/>	N/A <input type="checkbox"/>	
	• Project details.	C <input type="checkbox"/>	NC <input type="checkbox"/>	N/A <input type="checkbox"/>	
	• Location.	C <input type="checkbox"/>	NC <input type="checkbox"/>	N/A <input type="checkbox"/>	
	• Start date and duration.	C <input type="checkbox"/>	NC <input type="checkbox"/>	N/A <input type="checkbox"/>	
	• Details scope of work.	C <input type="checkbox"/>	NC <input type="checkbox"/>	N/A <input type="checkbox"/>	
	• Definition of workplace	C <input type="checkbox"/>	NC <input type="checkbox"/>	N/A <input type="checkbox"/>	
1.2	Name, position and specific health and safety responsibilities for each project worker	C <input type="checkbox"/>	NC <input type="checkbox"/>	N/A <input type="checkbox"/>	
1.3	Process for plan review and updates.	C <input type="checkbox"/>	NC <input type="checkbox"/>	N/A <input type="checkbox"/>	

2.0		 CONSULTATION AND COMMUNICATION <i>(QLD WHS Act 2011 s.46-51) (QLD WHS Reg 2011 s.309)</i>			COMMENTS
2.1	Addresses consultation, communication, and coordination.	C <input type="checkbox"/>	NC <input type="checkbox"/>	N/A <input type="checkbox"/>	
2.2	Method of worker consultation.	C <input type="checkbox"/>	NC <input type="checkbox"/>	N/A <input type="checkbox"/>	
2.3	Timing of worker consultation.	C <input type="checkbox"/>	NC <input type="checkbox"/>	N/A <input type="checkbox"/>	
2.4	• Sharing of relevant information.	C <input type="checkbox"/>	NC <input type="checkbox"/>	N/A <input type="checkbox"/>	
	• Opportunity to share views and raise issues.	C <input type="checkbox"/>	NC <input type="checkbox"/>	N/A <input type="checkbox"/>	
	• Contribution to decision-making.	C <input type="checkbox"/>	NC <input type="checkbox"/>	N/A <input type="checkbox"/>	
	• Feedback process.	C <input type="checkbox"/>	NC <input type="checkbox"/>	N/A <input type="checkbox"/>	
2.5	Election of health and safety representatives (HSRs) and formation of workgroups (if applicable).	C <input type="checkbox"/>	NC <input type="checkbox"/>	N/A <input type="checkbox"/>	
2.6	HSRs included in consultation activities.	C <input type="checkbox"/>	NC <input type="checkbox"/>	N/A <input type="checkbox"/>	

3.0		 MANAGING WORKPLACE INCIDENTS <small>(QLD WHS Reg 2011 s.309,313)</small>			COMMENTS
3.1	The plan describes how a copy of the plan will be kept for the duration of the construction project or, in the event of a notifiable incident, for a period of at least two years	C <input type="checkbox"/>	NC <input type="checkbox"/>	N/A <input type="checkbox"/>	
3.2	Arrangements for managing WHS incidents:	C <input type="checkbox"/>	NC <input type="checkbox"/>	N/A <input type="checkbox"/>	
	<ul style="list-style-type: none"> • Immediate reporting to client. 	C <input type="checkbox"/>	NC <input type="checkbox"/>	N/A <input type="checkbox"/>	
	<ul style="list-style-type: none"> • Management investigation. 	C <input type="checkbox"/>	NC <input type="checkbox"/>	N/A <input type="checkbox"/>	
	<ul style="list-style-type: none"> • Notifying regulator. 	C <input type="checkbox"/>	NC <input type="checkbox"/>	N/A <input type="checkbox"/>	

4.0		 INFORMATION, TRAINING, AND INSTRUCTION <small>(QLD WHS Reg 2011 s.39,81,309,310, 311) (QLD WHS Act 2011 s.19)</small>			COMMENTS
4.1	Site specific health and safety inductions and safety rules.	C <input type="checkbox"/>	NC <input type="checkbox"/>	N/A <input type="checkbox"/>	
4.2	Information procedure for site-specific health and safety rules.	C <input type="checkbox"/>	NC <input type="checkbox"/>	N/A <input type="checkbox"/>	
4.3	Information procedure for content of WHS plan and updates to plan.	C <input type="checkbox"/>	NC <input type="checkbox"/>	N/A <input type="checkbox"/>	
4.4	Workers are provided with information, training, and instruction on:				
	<ul style="list-style-type: none"> • The work to be carried out. 	C <input type="checkbox"/>	NC <input type="checkbox"/>	N/A <input type="checkbox"/>	
	<ul style="list-style-type: none"> • Risks of the work. 	C <input type="checkbox"/>	NC <input type="checkbox"/>	N/A <input type="checkbox"/>	
	<ul style="list-style-type: none"> • Risk management control measures. 	C <input type="checkbox"/>	NC <input type="checkbox"/>	N/A <input type="checkbox"/>	
4.5	Workers are competent to perform their roles and tasks.	C <input type="checkbox"/>	NC <input type="checkbox"/>	N/A <input type="checkbox"/>	
4.6	Identification of specific training/competencies and training process.	C <input type="checkbox"/>	NC <input type="checkbox"/>	N/A <input type="checkbox"/>	

5.0



SAFE WORK METHOD STATEMENTS (SWMS)


(QLD WHS Reg 2011 s.291,299,301,302,303,309) (QLD WHS Act 2011 s.46)

COMMENTS

5.1	Each high-risk activity has a SWMS.	C <input type="checkbox"/>	NC <input type="checkbox"/>	N/A <input type="checkbox"/>	
5.2	Procedure for the preparation of high-risk activity SWMS	C <input type="checkbox"/>	NC <input type="checkbox"/>	N/A <input type="checkbox"/>	
5.3	SWMS identify high-risk construction work.	C <input type="checkbox"/>	NC <input type="checkbox"/>	N/A <input type="checkbox"/>	
5.4	SWMS identify potential hazards and risks.	C <input type="checkbox"/>	NC <input type="checkbox"/>	N/A <input type="checkbox"/>	
5.5	SWMS identify hazard and risk control methods.	C <input type="checkbox"/>	NC <input type="checkbox"/>	N/A <input type="checkbox"/>	
5.6	Description of implantation, monitoring and review of control measures.	C <input type="checkbox"/>	NC <input type="checkbox"/>	N/A <input type="checkbox"/>	
5.7	Consultation procedure for consultation with workers and HSRs.	C <input type="checkbox"/>	NC <input type="checkbox"/>	N/A <input type="checkbox"/>	
5.8	SWMS are understandable and readily accessible.	C <input type="checkbox"/>	NC <input type="checkbox"/>	N/A <input type="checkbox"/>	
5.9	Process or plan for high-risk work to comply with SWMS.	C <input type="checkbox"/>	NC <input type="checkbox"/>	N/A <input type="checkbox"/>	
5.11	Plan for SWMS consultation, cooperation, and coordination with other contractors.	C <input type="checkbox"/>	NC <input type="checkbox"/>	N/A <input type="checkbox"/>	
5.12	SWMS review and update process.	C <input type="checkbox"/>	NC <input type="checkbox"/>	N/A <input type="checkbox"/>	
5.13	Description of SWMS duration or statement of SWMS retention for two years in event of a notifiable incident.	C <input type="checkbox"/>	NC <input type="checkbox"/>	N/A <input type="checkbox"/>	



6.1	Appropriate construction workplace facilities for:				
	<ul style="list-style-type: none"> Nature of work. 	C <input type="checkbox"/>	NC <input type="checkbox"/>	N/A <input type="checkbox"/>	
	<ul style="list-style-type: none"> Workplace hazards 	C <input type="checkbox"/>	NC <input type="checkbox"/>	N/A <input type="checkbox"/>	
	<ul style="list-style-type: none"> Workplace size and location 	C <input type="checkbox"/>	NC <input type="checkbox"/>	N/A <input type="checkbox"/>	
	<ul style="list-style-type: none"> Worker numbers and gender 	C <input type="checkbox"/>	NC <input type="checkbox"/>	N/A <input type="checkbox"/>	
6.2	Appropriate first-aid provisions for:				
	<ul style="list-style-type: none"> Nature of work 	C <input type="checkbox"/>	NC <input type="checkbox"/>	N/A <input type="checkbox"/>	
	<ul style="list-style-type: none"> Workplace hazards 	C <input type="checkbox"/>	NC <input type="checkbox"/>	N/A <input type="checkbox"/>	
	<ul style="list-style-type: none"> Number and occupation of workers and visitors. 	C <input type="checkbox"/>	NC <input type="checkbox"/>	N/A <input type="checkbox"/>	
6.3	Risk at point of entry eliminated or minimised.	C <input checked="" type="checkbox"/>	NC <input type="checkbox"/>	N/A <input type="checkbox"/>	
6.4	Plan for safe collection, storage, and disposal of waste.	C <input type="checkbox"/>	NC <input type="checkbox"/>	N/A <input type="checkbox"/>	
6.5	Provisions for assessment and mitigation of hazards:				
	<ul style="list-style-type: none"> clear identification of work areas 	C <input type="checkbox"/>	NC <input type="checkbox"/>	N/A <input type="checkbox"/>	
	<ul style="list-style-type: none"> appropriate floors and surfaces 	C <input type="checkbox"/>	NC <input type="checkbox"/>	N/A <input type="checkbox"/>	
	<ul style="list-style-type: none"> sufficient lighting 	C <input type="checkbox"/>	NC <input type="checkbox"/>	N/A <input type="checkbox"/>	
	<ul style="list-style-type: none"> ventilation 	C <input type="checkbox"/>	NC <input type="checkbox"/>	N/A <input type="checkbox"/>	
	<ul style="list-style-type: none"> temperature extremes 	C <input type="checkbox"/>	NC <input type="checkbox"/>	N/A <input type="checkbox"/>	
	<ul style="list-style-type: none"> outdoor work 	C <input type="checkbox"/>	NC <input type="checkbox"/>	N/A <input type="checkbox"/>	
	<ul style="list-style-type: none"> work near essential services 	C <input type="checkbox"/>	NC <input type="checkbox"/>	N/A <input type="checkbox"/>	

7.0		 EMERGENCY PLANNING AND PREPAREDNESS <small>(QLD WHS Reg 2011 s.43)</small>			COMMENTS
7.1	Plan for each project stage, possible emergencies, and first-aid provisions.	C <input type="checkbox"/>	NC <input type="checkbox"/>	N/A <input type="checkbox"/>	
7.2	Emergency plan for workplace within a workplace includes:	C <input type="checkbox"/>	NC <input type="checkbox"/>	N/A <input type="checkbox"/>	
	Consultation on plan for existing workplace.	C <input type="checkbox"/>	NC <input type="checkbox"/>	N/A <input type="checkbox"/>	
	Response to existing workplace plan including:	C <input type="checkbox"/>	NC <input type="checkbox"/>	N/A <input type="checkbox"/>	
	<ul style="list-style-type: none"> Emergency such as a lockdown. 	C <input type="checkbox"/>	NC <input type="checkbox"/>	N/A <input type="checkbox"/>	
	<ul style="list-style-type: none"> Evacuation. 	C <input type="checkbox"/>	NC <input type="checkbox"/>	N/A <input type="checkbox"/>	
	<ul style="list-style-type: none"> Emergency procedures testing. 	C <input type="checkbox"/>	NC <input type="checkbox"/>	N/A <input type="checkbox"/>	

8.0		FALLS MANAGEMENT <small>(QLD WHS Reg 2011 s.78-80,291,299)</small>			COMMENTS
8.1	Identification and management plan for possible fall hazards.	C <input type="checkbox"/>	NC <input type="checkbox"/>	N/A <input type="checkbox"/>	
8.2	SWMS for work at height greater than two metres.	C <input type="checkbox"/>	NC <input type="checkbox"/>	N/A <input type="checkbox"/>	
8.3	SWMS identifies administrative and PPE control measures and describes hierarchy of control methods.	C <input type="checkbox"/>	NC <input type="checkbox"/>	N/A <input type="checkbox"/>	
8.4	Fall hazard control measures comply with hierarchy in Regulation.	C <input type="checkbox"/>	NC <input type="checkbox"/>	N/A <input type="checkbox"/>	
	<ul style="list-style-type: none"> elimination (work from ground or solid construction). 	C <input type="checkbox"/>	NC <input type="checkbox"/>	N/A <input type="checkbox"/>	
	<ul style="list-style-type: none"> fall prevention device 	C <input type="checkbox"/>	NC <input type="checkbox"/>	N/A <input type="checkbox"/>	
	<ul style="list-style-type: none"> work positioning system 	C <input type="checkbox"/>	NC <input type="checkbox"/>	N/A <input type="checkbox"/>	
	<ul style="list-style-type: none"> fall arrest system 	C <input type="checkbox"/>	NC <input type="checkbox"/>	N/A <input type="checkbox"/>	
8.5	Emergency and rescue procedures for fall arrest system.	C <input type="checkbox"/>	NC <input type="checkbox"/>	N/A <input type="checkbox"/>	

9.0 FALLING OBJECTS MANAGEMENT <i>(QLD WHS Reg 2011 s.54,55)</i>					COMMENTS
9.1	Identification and management plan for falling object hazards.	C <input type="checkbox"/>	NC <input type="checkbox"/>	N/A <input type="checkbox"/>	
9.2	Falling objects hazard control measures comply with hierarchy in Regulation.	C <input type="checkbox"/>	NC <input type="checkbox"/>	N/A <input type="checkbox"/>	
	<ul style="list-style-type: none"> • Elimination of falling objects. 	C <input type="checkbox"/>	NC <input type="checkbox"/>	N/A <input type="checkbox"/>	
	<ul style="list-style-type: none"> • Prevention of objects falling freely. 	C <input type="checkbox"/>	NC <input type="checkbox"/>	N/A <input type="checkbox"/>	
	<ul style="list-style-type: none"> • Arresting falling objects. 	C <input type="checkbox"/>	NC <input type="checkbox"/>	N/A <input type="checkbox"/>	

10.0 HAZARDOUS SUBSTANCES MANAGEMENT <i>(QLD WHS Reg 2011 s.346,351,352)</i>					COMMENTS
10.1	Hazardous chemicals register.	C <input type="checkbox"/>	NC <input type="checkbox"/>	N/A <input type="checkbox"/>	
	Hazardous chemicals list.	C <input type="checkbox"/>	NC <input type="checkbox"/>	N/A <input type="checkbox"/>	
10.2	Current safety data sheet for each hazardous chemical.	C <input type="checkbox"/>	NC <input type="checkbox"/>	N/A <input type="checkbox"/>	
10.3	Availability of hazardous chemicals register.	C <input type="checkbox"/>	NC <input type="checkbox"/>	N/A <input type="checkbox"/>	
10.4	Risk management for use, handling, generation, and storage of hazardous chemicals.	C <input type="checkbox"/>	NC <input type="checkbox"/>	N/A <input type="checkbox"/>	
10.5	Procedures for hazardous chemical risk management.	C <input type="checkbox"/>	NC <input type="checkbox"/>	N/A <input type="checkbox"/>	

11.0 ASBESTOS MANAGEMENT (IF APPLICABLE) (QLD WHS Reg 2011 s.291,299,422,426,427,466)					COMMENTS
11.1	Asbestos disturbance SWMS.	C <input type="checkbox"/>	NC <input type="checkbox"/>	N/A <input type="checkbox"/>	
11.2	Council's register used to review and identify asbestos containing materials.	C <input type="checkbox"/>	NC <input type="checkbox"/>	N/A <input type="checkbox"/>	
11.3	Access to the council site asbestos register.	C <input type="checkbox"/>	NC <input type="checkbox"/>	N/A <input type="checkbox"/>	
11.4	Asbestos related work permit reference.	C <input type="checkbox"/>	NC <input type="checkbox"/>	N/A <input type="checkbox"/>	
11.5	Reference to written notice (form 65) to WHSQ at least five days before asbestos removal work.	C <input type="checkbox"/>	NC <input type="checkbox"/>	N/A <input type="checkbox"/>	

12.0 DEMOLITION (IF APPLICABLE) (QLD WHS Reg 2011 s.291)					COMMENTS
12.1	SWMS or plan for SWMS for demolition of whole or part of structure that is load bearing or has physical integrity.	C <input type="checkbox"/>	NC <input type="checkbox"/>	N/A <input type="checkbox"/>	
12.2	Reference to written notice (form 65) to WHSQ at least five days before demolition work commences.	C <input type="checkbox"/>	NC <input type="checkbox"/>	N/A <input type="checkbox"/>	

13.0 PLANT AND EQUIPMENT MANAGEMENT <i>(QLD WHS Reg 2011 s.32,203,205,206,207,213,237,291)</i>					COMMENTS
13.1	Fixed and mobile plant hazards identified with risk management plan.	C <input type="checkbox"/>	NC <input type="checkbox"/>	N/A <input type="checkbox"/>	
13.2	• no unauthorised alterations or interference with plant.	C <input type="checkbox"/>	NC <input type="checkbox"/>	N/A <input type="checkbox"/>	
	• plant maintained to reduce health and safety risks.	C <input type="checkbox"/>	NC <input type="checkbox"/>	N/A <input type="checkbox"/>	
13.3	• plant only used for designed purpose.	C <input type="checkbox"/>	NC <input type="checkbox"/>	N/A <input type="checkbox"/>	
	• risk assessment for plant used for other purpose.	C <input type="checkbox"/>	NC <input type="checkbox"/>	N/A <input type="checkbox"/>	
13.4	Maintenance, inspection, and testing of fixed and mobile plant and recorded.	C <input type="checkbox"/>	NC <input type="checkbox"/>	N/A <input type="checkbox"/>	
13.5	SWMS for movement of powered mobile plant.	C <input type="checkbox"/>	NC <input type="checkbox"/>	N/A <input type="checkbox"/>	

14.0 SCAFFOLDING (IF APPLICABLE) <i>(QLD WHS Reg 2011 s.201,202,205,207,225,237)</i>					COMMENTS
14.1	Scaffolding installed and constructed adhering to the information provided by the designer, manufacturer, importer or supplier of the plant, or a competent person.	C <input type="checkbox"/>	NC <input type="checkbox"/>	N/A <input type="checkbox"/>	
14.2	Any person who installs, assembles, constructs, commissions, or decommissions, inspects, maintains or dismantles scaffolding is competent.	C <input type="checkbox"/>	NC <input type="checkbox"/>	N/A <input type="checkbox"/>	
14.3	Scaffolding not used until written confirmation received.	C <input type="checkbox"/>	NC <input type="checkbox"/>	N/A <input type="checkbox"/>	
14.4	Scaffolding inspections:	C <input type="checkbox"/>	NC <input type="checkbox"/>	N/A <input type="checkbox"/>	
	• Before use	C <input type="checkbox"/>	NC <input type="checkbox"/>	N/A <input type="checkbox"/>	
	• Before resuming use after incident that may affect scaffold stability.	C <input type="checkbox"/>	NC <input type="checkbox"/>	N/A <input type="checkbox"/>	
	• Before resuming use after repairs.	C <input type="checkbox"/>	NC <input type="checkbox"/>	N/A <input type="checkbox"/>	
14.5	Unauthorised access to scaffold prevented while scaffold is incomplete or unattended. Unauthorised alterations or interference prevented.	C <input type="checkbox"/>	NC <input type="checkbox"/>	N/A <input type="checkbox"/>	
14.6	Recording of tests, inspections, maintenance, commissioning, decommissioning, dismantling, and alteration of scaffolding.	C <input type="checkbox"/>	NC <input type="checkbox"/>	N/A <input type="checkbox"/>	

15.0 EXCAVATIONS AND UNDERGROUND ESSENTIAL INFORMATION <i>(QLD WHS Reg 2011 s.291,304,305)</i>					COMMENTS
15.1	Excavation hazards identified with risk management plan.	C <input type="checkbox"/>	NC <input type="checkbox"/>	N/A <input type="checkbox"/>	
15.2	SWMS for work on or near:				
	<ul style="list-style-type: none"> Shaft or trench deeper than 1.5 metres. 	C <input type="checkbox"/>	NC <input type="checkbox"/>	N/A <input type="checkbox"/>	
	<ul style="list-style-type: none"> Tunnel. 	C <input type="checkbox"/>	NC <input type="checkbox"/>	N/A <input type="checkbox"/>	
15.3	<ul style="list-style-type: none"> Current underground essential services information. 	C <input type="checkbox"/>	NC <input type="checkbox"/>	N/A <input type="checkbox"/>	
	<ul style="list-style-type: none"> Plan to obtain current underground essential services information. 	C <input type="checkbox"/>	NC <input type="checkbox"/>	N/A <input type="checkbox"/>	
15.4	How underground essential services information is communicated to workers.	C <input type="checkbox"/>	NC <input type="checkbox"/>	N/A <input type="checkbox"/>	

16.0 CONFINED SPACES <i>(QLD WHS Reg 2011 s.66,67,69,291)</i>					COMMENTS
16.1	Confined spaces hazards identified with risk management plan.	C <input type="checkbox"/>	NC <input type="checkbox"/>	N/A <input type="checkbox"/>	
16.2	SWMS or plan for SWMS for work in or near confined spaces.	C <input type="checkbox"/>	NC <input type="checkbox"/>	N/A <input type="checkbox"/>	
16.3	Confined space risk profile information and review of council confined space register.	C <input type="checkbox"/>	NC <input type="checkbox"/>	N/A <input type="checkbox"/>	
16.4	Management and issue of confined space entry permits and rescue plan.	C <input type="checkbox"/>	NC <input type="checkbox"/>	N/A <input type="checkbox"/>	
16.5	Procedure for newly commissioned or modified confined spaces signed in accordance with the <i>QLD Confined Spaces Code of Practice 2021</i> .	C <input type="checkbox"/>	NC <input type="checkbox"/>	N/A <input type="checkbox"/>	
16.6	Appropriate communication and safety monitoring for workers entering a confined space.	C <input type="checkbox"/>	NC <input type="checkbox"/>	N/A <input type="checkbox"/>	

17.0	M	PUBLIC ACCESS AND WORKPLACE SAFETY <i>(QLD WHS Reg 2011 s.298)</i>	COMMENTS		
-------------	----------	--	-----------------	--	--

17.1	Workplace is secured from unauthorized access as far as reasonably practicable.	C <input type="checkbox"/>	NC <input type="checkbox"/>	N/A <input type="checkbox"/>	
------	---	----------------------------	-----------------------------	------------------------------	--

18.0	TRAFFIC MANAGEMENT <i>(QLD WHS Reg 2011 s.291)</i>	COMMENTS			
-------------	--	-----------------	--	--	--

18.1	SWMS prepared, or they will be prepared, for any work on, in or, adjacent to a road, railway, shipping lane, or other traffic corridor that is in use by traffic other than pedestrians.	C <input type="checkbox"/>	NC <input type="checkbox"/>	N/A <input type="checkbox"/>	
18.2	Consultation, communication, and review of site traffic management plans (if required).	C <input type="checkbox"/>	NC <input type="checkbox"/>	N/A <input type="checkbox"/>	

19.0	ELECTRICAL SAFETY <i>(QLD WHS Reg 2011 s.291)</i>	COMMENTS			
-------------	---	-----------------	--	--	--

19.1	SWMS have or will be prepared for work carried out on or near energised electrical installations.	C <input type="checkbox"/>	NC <input type="checkbox"/>	N/A <input type="checkbox"/>	
------	---	----------------------------	-----------------------------	------------------------------	--

20.0	ADDITIONAL CRITERIA AND OBSERVATIONS	COMMENTS			
-------------	---	-----------------	--	--	--

		C <input type="checkbox"/>	NC <input type="checkbox"/>	N/A <input type="checkbox"/>	
		C <input type="checkbox"/>	NC <input type="checkbox"/>	N/A <input type="checkbox"/>	
		C <input type="checkbox"/>	NC <input type="checkbox"/>	N/A <input type="checkbox"/>	